



First choice when
quality counts.

King[®] 56:1 & 68:1 Air-Powered Airless Sprayer

- **Higher pressure ratio for higher flows, longer hose lengths and better atomization.**
- **More durable than ever before with longer life packing design.**
- **Improved serviceability with fewer parts, fast repairs and lower overall maintenance and ownership costs.**

King 56:1 and 68:1 air-powered pumps produce the pressure you need to apply heavy coatings under the most extreme conditions.

With pressures up to 345 bar (5000 psi), the King 56:1 has the capacity to supply multiple airless spray guns. The King 68:1 produces pressure up to 422 bar (6120 psi) and will supply a .035 tip with pressures up to 379 bar (5500 psi) for airless spray in cold weather or with long hoses.

Downtime is minimized by the King air motor design that has been developed and tested for more than 10 million cycles of operation.


**It takes a
tough sprayer
to handle a
tough job**

Typical Fluids Handled

- High solids epoxy primers and coatings
- High solids polyurethane coatings
- Coal tar epoxy primers
- Tank and pipe coatings and linings

Typical Applications

- Marine and shipyard
- Railcars and other transport vehicles
- Shipping container manufacturing
- Bridge maintenance and new construction



238-266

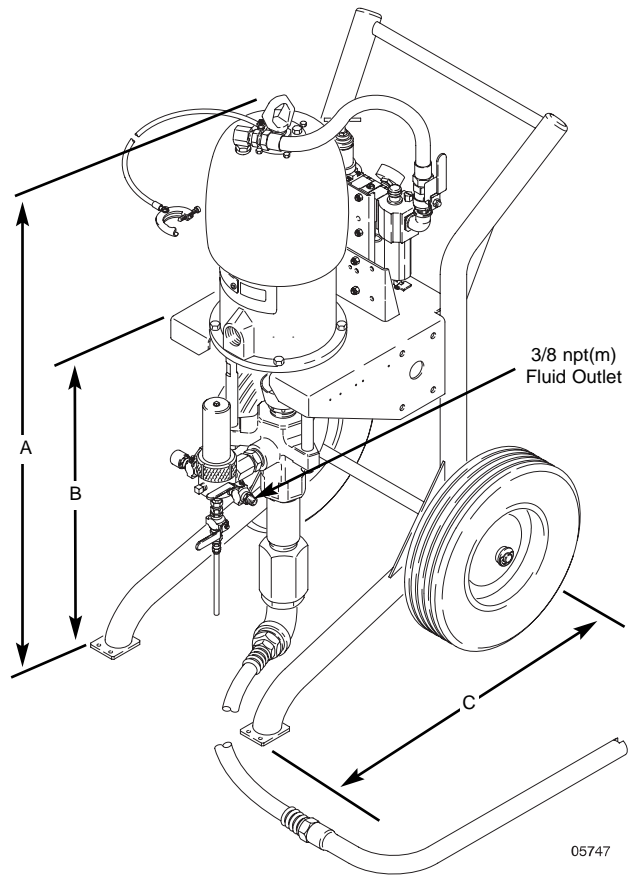


Technical Specifications

- Max. fluid working pressure
 - King 56:1 345 bar (5000 psi)
 - King 68:1 422 bar (6120 psi)
- Max. air input pressure 6.3 bar (90 psi)
- Fluid flow at 60 cpm
 - King 56:1 13 l/min. (3.4 U.S. gpm)
 - King 68:1 11 l/min. (2.9 U.S. gpm)
- Max. pump operating temperature 82°C (180°F)
- Air inlet size Universal coupling
- Pump inlet size
 - King 56:1 2 npt(f)
 - King 68:1 1-1/2 npt(f)
- Fluid outlet size (at fluid filter) 3/8 npt(m)
- Sound pressure level
 - at 6.3 bar (90 psi), 25 cpm 98 dB(A)
- Sound power level
 - at 6.3 bar (90 psi), 25 cpm 113 dB(A)
- Packings Leather (with Teflon® backup)
- Rod and cylinder Severe Duty™ (hard chrome on SST)
- Other wetted parts carbon steel, zinc-plated alloy steels, nickel-plated iron, tungsten carbide
- Weight – King 56:1
 - 238-262 123 kg (272 lbs.)
 - 238-264 128 kg (283 lbs.)
 - 238-263 133 kg (294 lbs.)
- Weight – King 68:1
 - 238-265 115 kg (254 lbs.)
 - 238-266 124 kg (274 lbs.)
- Instruction manual
 - King 56:1 308-627
 - King 68:1 308-628

Teflon® is a registered trademark of Du Pont.
 Severe Duty™ is a trademark of Graco Inc.

Dimensions

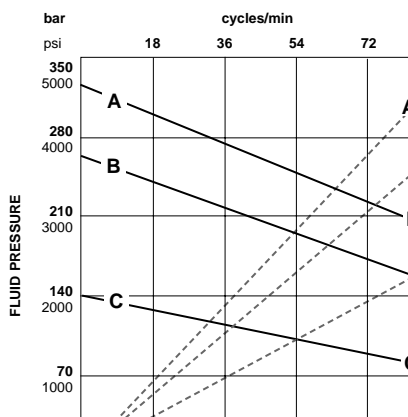


King 56:1 (Models 238-262, 238-263, 238-264)
King 68:1 (Models 238-265, 238-266)

A	B	C	Width Across Wheels
1276 mm (50.25 in.)	724 mm (28.5 in.)	787 mm (31 in.)	660 mm (26 in.)

King Performance (Performance Curve based on Bare Pump)

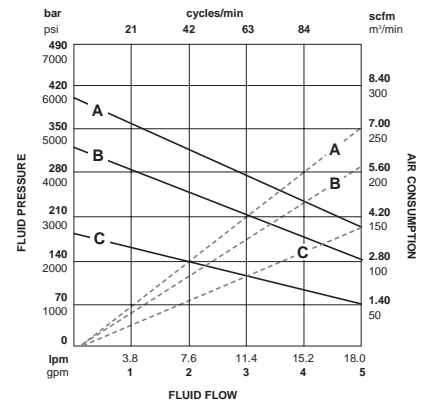
King 56:1



Key:
 Fluid Outlet Pressure – Black Solid Curves
 Air Consumption – Gray Dotted Curves

A= 6.3 bar (90 psi) air pressure
 B= 4.9 bar (70 psi) air pressure
 C= 2.8 bar (40 psi) air pressure

King 68:1



Accessories

For King 56:1 only

- 238-591 Silver 4-Finger Gun,**
Includes GHD-525 RAC tip and flat tip retainer.
Inlet: 1/4 npsm(m). Outlet: 7/8 in.
- 236-614 Gun and Hose Kit**
Contains Silver gun (238-591), fluid hose (238-396), whip hose (238-383), and gun swivel (189-018).
- 235-474 Repair Kit for Silver Gun**
Four-Finger repair kit with .090 orifice with diffuser.
- 222-674 HD RAC Tip Retainer with DripLess Guard**
Inlet: 7/8 in.
- Grounded Nylon Paint Hose**
- 238-386** 6 mm (1/4 in.) ID x 15 m (50 ft.). 1/4 npsm(fbe).
Max. working pressure: 345 bar (5000 psi)
- 238-395** 10 mm (3/8 in.) ID x 7.5 m (25 ft.).
3/8 npt(m) x 3/8 npsm(f).
Max. working pressure: 345 bar (5000 psi)
- 238-396** 10 mm (3/8 in.) ID x 15 m (50 ft.).
3/8 npt(m) x 3/8 npsm(f).
Max. working pressure: 345 bar (5000 psi)
- 238-717** 13 mm (1/2 in.) ID x 15 m (50 ft.). 1/2 npsm(fbe).
Max. working pressure: 345 bar (5000 psi)
- 238-383 Whip Hose**
6 mm (1/4 in.) ID x 2 m (6 ft.). 1/4 npsm(fbe).
Max. working pressure: 345 bar (5000 psi).
- 189-018 Gun Hose Swivel**
Max. working pressure: 400 bar (5800 psi).
1/4 npsm(m) x 1/4 npsm(f).
- 150-287 Reducing Coupling**
Use to connect 10 mm (3/8 in.) hose to whip hose.
3/8 npt(f) x 1/4 npt(m).

High Pressure Shutoff Valve

- Max. working pressure: 345 bar (5000 psi)
- 210-657** Inlet: 1/4 npt(m), outlet: 1/4 npt(m).
- 210-658** Inlet: 3/8 npt(m), outlet: 3/8 npt(m).
- 238-612** Inlet: 3/8 npt(m), outlet: 3/8 npt(m).
Long handle version.
- 210-659** Inlet: 1/4 npt(m), outlet: 3/8 npt(m).
- 112-264 Carbide Piston Ball**
Optional piston ball for use with exceptionally abrasive coatings. Diameter: 19 mm (3/4 in.)
- 238-634 Surge Tank Conversion Kit**
Surge tank kit with pressure drain ball valve (238-623). Inlet: 3/4 npt(f). Outlet: 3/8 and 1/2 npt(f). Includes clamp (238-630).

For King 68:1 only

- 236-995 Model 510 Airless Spray Gun**
Max. working pressure: 510 bar (7400 psi).
Includes: HD RAC tip retainer (237-162) and GHD-527 tip.
- 238-615 Gun and Hose Kit**
Contains Model 510 gun (236-995), fluid hose (237-072), whip hose (237-070), gun swivel (236-987).

For King 68:1 only (continued)

Repair Kits for Model 510 Gun (236-995)

- 237-398** Standard repair kit with 0.090 orifice with diffuser
- 237-260** Conversion/repair kit with 0.125 orifice without diffuser
- 237-162 HD RAC Tip Retainer**
Max. working pressure 510 bar (7400 psi).
Fits guns with 7/8-in. thread. Included as part of Model 510 Gun (236-995).

Grounded Nylon Paint Hoses

- Max. working pressure: 510 bar (7400 psi).
- 237-071** 6 mm (1/4 in.) ID x 15 m (50 ft.).
1/4 npsm(fbe)
- 237-072** 10 mm (3/8 in.) ID x 15 m (50 ft.).
3/8 npsm(fbe)
- 237-213** 13 mm (1/2 in.) ID x 15 m (50 ft.).
1/2 npsm(fbe)
- 237-070 Whip Hose**
Max. working pressure: 510 bar (7400 psi).
6 mm (1/4 in.) ID x 2 m (6 ft.). 1/4 npsm(fbe).

Nipples

Use to connect hoses together.

- | | |
|------------------------------|------------------------------|
| 156-971 1/4 x 1/4 npt | 159-239 3/8 x 1/2 npt |
| 164-856 3/8 x 1/4 npt | 158-491 1/2 x 1/2 npt |
| 162-449 1/4 x 1/2 npt | |

236-987 Gun Hose Swivel

Max. working pressure: 510 bar (7400 psi), SST.
1/4 npt(m) x 1/4 npsm(f).

Ball Valve

Includes heavy duty handle. Max. working pressure: 510 bar (7400 psi).

237-303 1/4 npt(mbe)

237-304 3/8 npt(mbe)

222-916 High Volume Suction Kit, 1-1/2 in. ID

Connect to pump fluid intake to draw fluid from a 200 litre (55 gal.) drum. Includes: polyethylene tube hose, suction pipe and fittings.

For King 56:1 and 68:1

GHD-XXX HD RAC Tips

See your local distributor for tip size selection.

224-040 Pump Runaway Valve

235-417 Connection Kit

Kit to install lower displacement pump (236-466 and 238-116) under existing King air motor. Includes tie rods and other connecting hardware.

Inlet Strainer for Siphon Tube (order both parts)

112-724 Strainer

100-220 Thumb screw

Graco Throat Seal Liquid (TSL)

206-995 0.9 litre (1 quart)

206-996 3.8 litre (1 gallon)

Ordering Information

238-262 King 56:1, bare unit

Cart-mounted pump unit with outlet filter.
Hose and gun not included.

238-264 Complete sprayer

Includes:

- King 56:1 pump and cart (238-262)
- Nylon hose (238-396)
10 mm (3/8 in.) ID x 15 m (50 ft.)
Max. working pressure: 345 bar (5000 psi)
- Whip hose (238-383)
6 mm (1/4 in.) ID x 2 m (6 ft.)
Max. working pressure: 345 bar (5000 psi)
- Silver 4-finger gun with GHD-525 RAC tip and retainer (238-591)
- Gun hose swivel (189-018)

238-263 King 56:1, bare unit with surge tank

Cart-mounted pump with surge tank filter.
Hose and gun not included.

Replacement Part

236-466 Lower Displacement Pump, CS

Packing Kits

For Lower Displacement Pump (236-466), CS

237-163 Leather

237-164 Teflon

237-165 UHMWPE/Leather

237-709 UHMWPE/Teflon

238-265 King 68:1, bare unit

Cart-mounted pump unit with outlet filter.
Hose and gun not included.

238-266 Complete sprayer

Includes:

- King 68:1 pump and cart (238-265)
- Nylon hose (237-072)
10 mm (3/8 in.) ID x 15 m (50 ft.)
Max. working pressure: 510 bar (7400 psi)
- Whip hose (237-070)
6 mm (1/4 in.) ID x 2 m (6 ft.)
Max. working pressure: 510 bar (7400 psi)
- Model 510 gun with GHD-527 RAC tip and retainer (236-995)
- Gun hose swivel (236-987)

Replacement Part

238-116 Lower Displacement Pump, CS

Packing Kits

For Lower Displacement Pump (238-116), CS

238-117 Leather

238-118 Teflon

238-119 UHMWPE/Leather

238-120 UHMWPE/Teflon

Graco is registered to I.S. EN ISO 9001.

Any and all specifications contained herein are subject to change without notice.



GRACO N.V.
Slakweidestraat 31
B-3630 Maasmechelen
Tel.: (32) 89 770 700 Fax: (32) 89 770 777